

Seasons Greetings



Newsletter of the Aguabonita Flyfishers

Est. 1979

Dec 2022



Join Us

December 6th starting at 6:00 pm

Graphics by Neal Barry
Dec 2016 Flyline

The December general meeting will be our annual Christmas Feastival starting at 6:00 PM (1800) at the Methodist Church. **THIS IS NOT A POT LUCK.** Several members have signed up to bring specific dishes. The main course will be baked salmon (Lloyd & Bea Smith) and/or fish stew (Craig & Carol Porter). There will be hot dogs for the youngsters. Side dishes will be scalloped potatoes (Don & Karen Bowling), baked beans (Karen Davis), and Mac & Cheese (Dale & Lisa Harper). We need one more dessert that serves six, a vegetable salad and fruit salad that will serve about fifteen. Please call or text Lloyd Smith at 760-384-8139 if you are willing to provide one of these remaining items. Finally, there will be exciting desserts (Andrew & Terry Mitchell, Jim & Mary Netzer, Lew & Mary Albright, and Rachel Richards). Drinks will be provided by the club. Utensils, plates/bowls and napkins will be provided.

This will be a Feastival celebrating our successful (in-person year). All of the family is invited to enjoy this great event and delicious selection of food. Mark your calendars for this 6 December 2022 event and remember it starts at 6:00 PM.

Contents This Issue

Pg 1 Sportsmen's Feastival

Pg 2 Leader's Line

Pg 3 Nov. Program Flashback

Pg 4-5 Modifying Classic Flies

Pg 6 New Fishing License Info

Pg 7 Around the Bend

Pg 8 McGee Crk Water Sample

Pg 9 Hot Creek Kiosk Update

Pg 10 SWCFFI Double Hall Ball

Pg 11 Officers and Meetings

Pg 12 Equipment Checkout

Pg 13 Membership / SWCFFI

Pg 14 From the Secretary

Pg 15 Flyline Funnies

Pg 16 Karl Wants You for Pres!

Pg 17 ABFFacebook Snapshots

Pg 18 Editor's Spool

Pg 19 Dec Calendar of Events

Pg 20 In the Background

Pg 21 Membership Application

Pg 22 Cover

Welcome Aboard

Recent New Members

Keith Craddock

Joe Melendez

Chuck Humphreys

**Invite your friends
to join !**

The Leader's Line

President of Aguabonita Fly Fishers: Karl Zellner



Glacier River Delta 11-10-2022

I just spent five days in Anchorage for work and am jealous of their precipitation. The tradeoff is cold temperatures all the time instead of warm days and cool nights. It was around freezing for highs and the roads had a little packed snow. Lows were mostly in the mid-20s, except one of the days, when it was clear with temperatures down to 9 deg F !!!

I really enjoyed our last program speaker - Luke Kinney, from Golden Trout Guiding Company in Bishop. I encourage you to come out to attend our meetings. Next up is the Feastival, so come enjoy some food and fellowship.

Our club only functions, when there are a few who manage the clubs administration. My two-year term as president ends soon.

If anyone is willing to be president or has a tip for someone that may be willing, please contact me at zellnerkm@msn.com.

I hope you find ways to enjoy our hobby and fellowship too.

Karl

South of Anchorage 11-10-2022

Photos by Karl Zellner



November Program Flashback

Eastern Sierra Fall & Winter Fly Fishing

Luke Kinney



November 5th 2022 - November's monthly club meeting, featured Luke Kinney, flyfishing guide with Golden Trout Guiding Company from Bishop CA. His program focused on fall and winter flyfishing in the Eastern Sierras. The evening began with a meet and greet at Ale's and resumed at the Methodist Church at the general meeting. The main topics of lively discussions at both venues were Euro Nymphing - (tackle, techniques and tips), and Luke's personal favorite fishing method on the Owens, streamer fishing.



Prior to his presentation Luke explained and answered questions about Euro nymphing. He brought along a fully rigged (Orvis) Euro rod and his personal flybox of nymphs and streamers that he uses on Hot Creek and the Owens river. A few nymph patterns that caught my eye was a prince nymph on a jig hook, and a soft-hackled nymph called a Duracel. Luke also recommended using a pink "squirmy wormy" San Juan worm anchor fly.

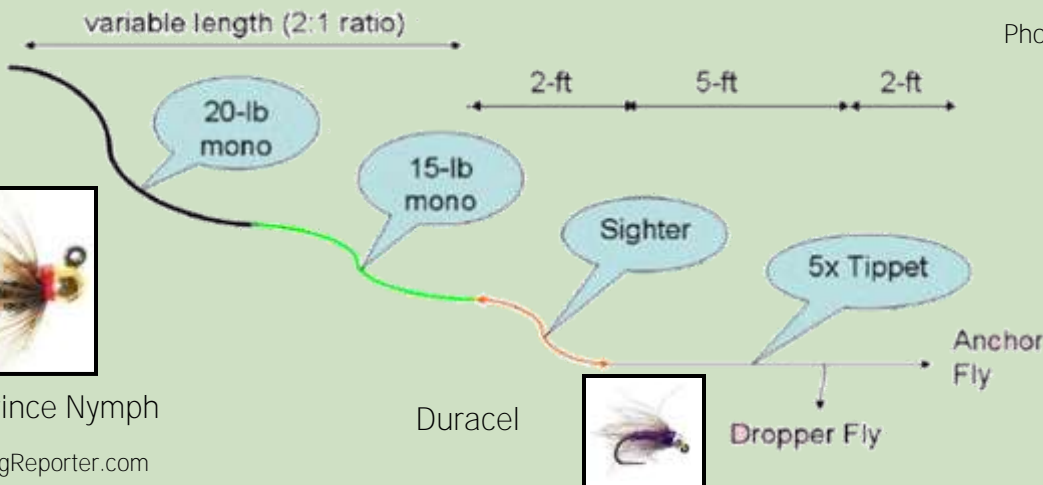


Euro Rod Rigging
(Slide 10)



Jig Hook Prince Nymph

<http://FlyFishingReporter.com>



Photos by RachelFelsenRichards

MODIFYING FLIES WITH TIM CAMMISA : PART 7 – SQUIRMY WORMY

Excerpts from the Orvis Fly-Fishing Podcast, Published 4/7/2022



Host: Tom Rosenbauer

Website: <https://howtoflyfish.orvis.com/podcasts/general-fly-fishing/1698-modifying-flies-with-tim-cammisa>

Guest: Fly Tier and Teacher -- Tim Cammisa

CTRL + click to follow link

Topic: Modifying Flies

Editor's Introduction This is the 7th of a series of articles excerpted from the Orvis podcast referenced above. The focus of the podcast was to examine several classic fly patterns that we all learned as beginning fly-tiers. The questions the podcast seeks to answer are:

1. Which classic patterns are just not to be messed with ? - "UNTOUCHABLE"

We still tie it the same way now as we learned it 30 years ago"

2. Which classic patterns should we have a little leeway to tie ? - "TWEAKABLE"

We still tie the pattern, but we don't tie it that way anymore. And, if so, what are the reasons behind it?"

Tim: All right. We've been doing good. Let's stick with that list. We just did a midge... let's get a little dirty. How about a San Juan worm? Do you mind going down that path?

Tom R: I don't mind going down that path. I like slutty flies!


Tim: Yeah. You and I are on the same page here. Well, the San Juan to me, brings back a lot of memories of my great uncle John. He taught me how to tie flies. He was very traditional, lots of Catskill flies, no eggs, no sucker spawn, no worms. That stuff was okay for steelhead and pan fish but not for trout. And the San Juan worm, I feel like it was really getting a lot of heat just as I got into fly tying. I almost felt guilty for tying these, but I still tied them. And I used them a lot for pan fish back in the day. I remember my first version of it. I would take a match or a lighter and I would burn an end [of the chenille] and I would pull it through the bead and then I would slide the bead onto the hook and I would keep the bead right in the middle of the shank and I would put some red thread behind the bead. Then I just put my thread over the bead, a little bit of red thread in front of it. Then whip finish under the chenille or vermeil. And that was my San Juan worm that I used for pan fish. The bass also would eat it. And it was just a killer.

Tim: Now fast forward to today. There's just something about the squirmy wormy that I just can't say no to, especially for stocked fish. I tied the squirmy wormy for a few years, just loved it. Then I was talking to a member of the Youth Fly Fishing Team at a Fly Tying Show, and he asked, "Hey, have you tied this with the orthodontic elastics yet?" I said, "No, what are you talking about?" He explained that you take this little piece of elastic that used for braces or a retainer in your mouth...

Tom R: Oh, like in a Dorsey indicator. <https://www.youtube.com/watch?v=LppXDdaETXM>

CTRL + click to follow link

Dorsey Indicator



Tim: Exactly. That's the concept. You split the elastic loop into two equal half loops. (See video below.) Then you are able to pull the band on both ends because it's a very resilient and stretchy material. And once you have your elastic band body locked in place on the hook with thread (I like fluorescent orange thread), you're able to then slide the squirmy through that elastic. And what's nice about this arrangement is, that, since after a while the squirmy often will be damaged after catching fish it can be easily replaced. In fact, hooks can be pre-made that already just have this elastic on them, and you can swap out colors as needed. <https://www.youtube.com/watch?v=OZ78jt2TyhY>

Strap on Squirmy



Tom R: This is getting dirty. This is getting really dirty!

Tim: So, when I go fishing I have six hooks with these little elastics on them and I have a bag of squirmies, so you're going worm fishing. (I won't say that!)

Tim: Oh, it's dirty. Whenever I teach people how to tie this fly, you can see the excitement in their eyes. They're trying to contain it because they don't want to admit, "Oh, gosh, like this is my new fly." Whenever I fish lakes, that's a go-to fly. My favorite colors, I love red traditional. I love pink. And then the two sneaky colors, for anyone still listening, that I use for trout and moving water, I love brown, and I love black. There's just something about those two colors. Not everyone uses those squirmy wormies, so I like to use them. Those are my worms. I'm a worm guy apparently.

MODIFYING FLIES WITH TIM CAMMISA : PART 7 – SQUIRMY WORMY

(Continued from previous page.)

Tom R: Do you find when you wind the squirmly material on a hook that it just deteriorates a lot more quickly? If you put a tail on and then wind the body out of the same squirmly material, do you find that it just deteriorates?

Tim: I do, but I also feel like some of my earlier ones deteriorated and it was because I left them in a container that was clear plastic, and once the UV rays got to them, that really helped to just ping them and they just seemed to fall apart a lot faster. The short answer is yes. The argument I have when I still will tie a lot by wrapping the Squirmly material around the hook, it's almost the traditional way, I don't even worry if it comes through the bead. I'll lock in the tail, wrap it around to my thread that's waiting at the bead, and locking that piece up there. My argument to that method is that if a fish bites down on a squirmly wormy body versus if you're going to put dubbing over top of it, I feel like they just hold on to it a little bit longer.

Tom R: Don't they fall apart more quickly?

Tim: They do. I mean, I still think I can get at least 10 or 15 fish before it has to be replaced.

Tom R: Even if you don't fish them, I find that they just fall apart in my fly box. I open it up and...even if I haven't used them in months, they're just falling apart.

Tim: Yeah. I haven't seen that as much. It could be this, (now we're going down the squirmly wormy path !) There's a member of Fly Fishing Team USA. This is the guy that no one knows. His name's Pat Weiss. He's from Central Pennsylvania. He's not big into social media. He's just that guy that just catches fish. And he loves the squirmly wormy. He'll probably be mad that I'm talking about it now. But what he does with his material. He showed me a piece of material once. And he's like, "If you can't do this with your material, don't use it." And he took the material and just stretched it and stretched his arms out. And this is a big dude. So whenever he stretched his arms, we're talking like 6 feet. And he stretched one piece of material 6 feet. When I got home, I grabbed some of my material and some materials, I think the Caster's Squirmity, name brand squirmly material, it did that. And I have one or two that whenever I want to stretch them, they snapped. So that could be another little...maybe the material wasn't up to snuff. but maybe UV rays are getting to it. I don't seem to have that issue as much as it sounds like you have it.

Tom R: Okay. I was wondering if, you know, there's lubricants sometimes on fly tying threads, not wax. I think they put lubricants on. I thought maybe that was getting to it. But I don't know. But I'm gonna do the orthodontic elastic rubber band trick. I'm going back to this rubber band thing. Do you put on a bead when using the rubber bands too?

Tim: Yeah. I tend to put mine on, the same thing, jig hooks, a lot of tungsten beads. Yeah, the same. I like silver beads for the most part, except if I'm going with my brown or black ones, then I use a matte black bead.

Tom R: I got a whole bunch of those orthodontist bands because I like them for Dorsey indicators. So I'm gonna be tying some of them up.

Tim: All of your listeners are going to be calling their dentist tomorrow saying, "Can I stop in? I need to get some orthodontic bands."

Tom R: No, you can get them online. They're really cheap.

Editor: Check out materials here <https://basinandbend.com/blogs/the-take/a-better-squirmly-worm-how-to-tie-the-improved-strap-on-squirmly-worm-fly-pattern>

Classic Fly Pattern Score Board Ratings U - Untouchable T - Tweakable (Tom Rosenbauer's Rating, Tim Cammisa's Rating)

- | | | |
|---------------------------|---|------------------------------|
| 1. Elk Hair Caddis (T,T) | 2. Woolly Bugger (U, T) | 3. Hare's Ear Nymph - (T, T) |
| 4. Sparkle Dun (T,U) | 5. Clouser Minnow (U,U) | 6. Zebra Midge- (T,T) |
| 7. San Juan Worm - (T, T) | 8. Parachute Adams - Next Month's Flyline | 9. Griffith's Gnat |



CDFW To Begin Offering 365-Day Fishing Licenses For 2023



The California Department of Fish and Wildlife (CDFW) will begin selling 365-day fishing licenses far sooner than expected, thanks to extensive efforts by staff to expedite sales. Beginning November 15, 2022, California anglers will be able to purchase a 2023 fishing license that will take effect on January 1, 2023, and last the entire year. All licenses purchased on or after January 1, 2023, will be effective from the date of purchase for a continuous 365 days.

"I'm proud to announce that we're able to sell yearlong licenses many months sooner than we anticipated," said CDFW Director Charlton H. Bonham. "I applaud the staff that worked tirelessly to bring this benefit to California's anglers who have been asking for the 365-day license for a very long time."

Assembly member Jim Wood (D-Healdsburg) introduced AB 817 in February 2021, allowing a transition of California's fishing license validity from a calendar year to a full 365 days from purchase. Prior to this change, anglers who purchase their license after New Year's Day were charged the same price for fewer days of fishing, and some are not willing to pay the full price of a license when purchasing it later in the year resulting in fewer license sales. This change will allow anglers to receive 365 days' worth of benefits after purchasing a license any time of year.

"Thanks to the dedicated staff efforts at CDFW, California will be moving to our new 365-day fishing license even sooner than expected," said Wood. "This license will encourage more Californians to fish and increase fishing license revenue which funds critical state fishing and conservation programs. Making fishing more accessible really supports communities that rely on outdoor recreation and tourism, like my northern California district."

The idea, which has been discussed and desired by California's fishing community for many years, was embraced by CDFW's Recruit, Retain, Reactivate (R3) initiative. The concept was further developed with stakeholders responsible for drafting the R3 initiative, including Wayne Kotow of the Coastal Conservation Association – California (CCA CAL).

"Providing a fishing license that offers greater value and incorporates 21st-century technology is long overdue," said Kotow, executive director of CCA CAL, sponsor of AB 817 which led to the new license option. "It is also an important step in the implementation of California's R3 program, which seeks to boost the number of anglers and others recreating in the outdoors. We are thrilled Assembly member Wood's perseverance on this issue has paid off, and proud to partner with CDFW to achieve this milestone for California anglers."

CDFW's R3 team works alongside partners and stakeholders, like CCA CAL, to create goals and strategies and then implement changes that reduce the barriers to participation in outdoor activities.

To purchase a fishing license, please visit CDFW's online [internet sales webpage](#). At checkout there is an additional option to enroll in auto-renewal for fishing licenses, which allows anglers to automatically purchase and receive their new license when their current one expires, so California's anglers never miss a day of fishing!

Interested in becoming an angler but not sure where to start? Check out CDFW's [R3 webpage](#) to find the latest information on fishing programs, regulations, tutorials and additional resources. Don't miss the California's Wild Kitchen tab to view recipes for use on harvested fish plus additional informational videos found under the R3 Harvest Huddle Hour (R3H3) section.

<https://wildlife.ca.gov/News/cdfw-to-begin-offering-365-day-fishing-licenses-for-2023>



January 3rd 2023 - Michael Schweit, of the Southwest Council Fly Fishers International will be featured at our **3 January 2023** general meeting. Michael will share with us how to fly fish amongst the ocean of the Channel Islands. Craig Porter has ventured out to do this sport and says it was fun and enlightening.

February 7th 2023 - Our planned program is Nick Buckmaster from California Department of Fish and Wildlife, Bishop Office. Nick will give us an update on the transplanting of Piute Cutthroat Trout into Cottonwood Creek in the White Mountains. Several Aguabonita Flyfishers (at least 10 years ago) help rehabilitate the Cottonwood Creek to enhance the habitat. Where is Cottonwood Creek in the White Mountains? Go nearly to the end of the road toward the White Mountain Research Station, head down toward the Barcroft camp then over the side to Cottonwood Creek. The creek runs out toward the Nevada desert.



March 4th 2023 we will have our **44th annual** banquet/auction in-lieu of a general meeting and program.

Help & Donations Needed for 44th Annual Banquet

Planning has begun for the 44th Annual Officer Installation, Fund Raiser, and Awards Night. The club will be looking for donations from members of items for this year's banquet, both auction and bucket raffle items. If you have items in good condition that are just taking up space, please consider donating them to the club. The items "Do Not" have to be fly fishing related. You can bring items to a board meeting, a general monthly meeting, or contact either Dale Harper (760) 382-4903 or Andrew (Mitch) Mitchell (760) 382-9043 for pickup.



Dale and Mitch are heading up the banquet committee this year. If you would like to help with this year's banquet or have donations, give them a call. Your help and donations are needed to help the club raise needed funds to support its various efforts, including Trout in the Classroom, the Youth Program, our conservation projects and much more.



McGee Creek Water Quality Sampling Schedule 2022



The 2022 collection schedule for the Science on the Fly (SOTF) Water Quality Sampling at McGee Creek is listed below.

June 23rd Training Session (Dale Harper, Lew Albright, Craig Porter, Lloyd Smith, Don Bowling)

July 25th Don and Karen Bowling

August 20th Lloyd Smith

Future Samplings through the end of 2022:
(Dates approximate)

Sept. 23rd Dale Harper

Oct. 23rd Lew Albright

Nov. 23rd Dale Harper

Dec. 23rd Craig Porter

Thanks to everyone for volunteering to collect the water samples. Many hands makes light work. If anyone would like to participate in this project in 2023 please contact SWCFFI representative Craig Porter cporter148@mchsi.com.


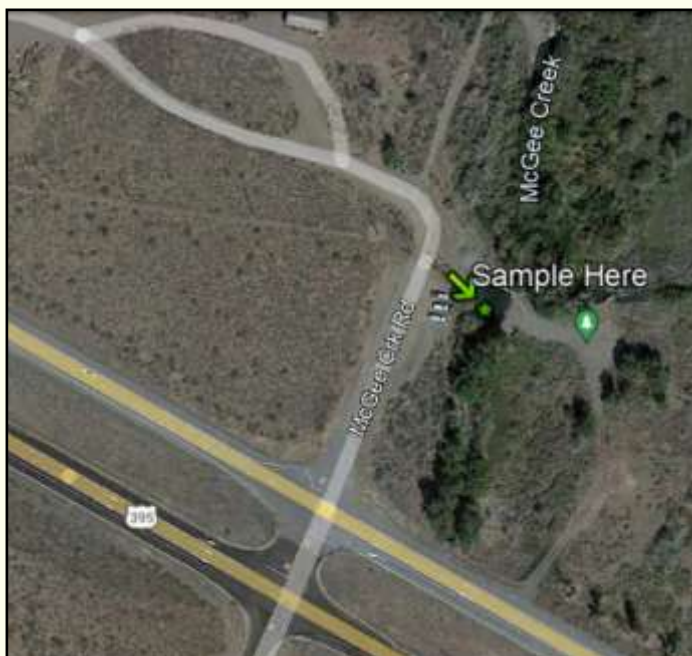



Photo by Andrew Mitchell

Lew Albright collecting October water sample from McGee Creek.



Sampling Location is directly adjacent to parking lot on east side of Highway 395 at McGee Creek road -- only a few steps down to the creek.

Hot Creek Interpretive Site Kiosk - Update



Kiosk History: The Interpretive kiosk on Hot Creek was given a major rehab in 2004 with the installation of new artwork. This work was spearheaded by Chuck Newmyer and supported by many members of the Aguabonita Flyfishers.

August - September 2022: During the previous two months, ABFF members retrieved a damaged Kiosk panel created by the careless installation of a fishing line disposal receptacle. They also sanded, painted and re-installed two new Mud Snail warning signs, began weeding around the area.



October : Back at the ABFF clubhouse, members Lew Albright and Craig Porter rebuilt, sanded, and painted the damaged Kiosk panel retrieved previously. On October 31st they reinstalled the repaired panel back at the Hot Creek kiosk. Thanks to both for their efforts.

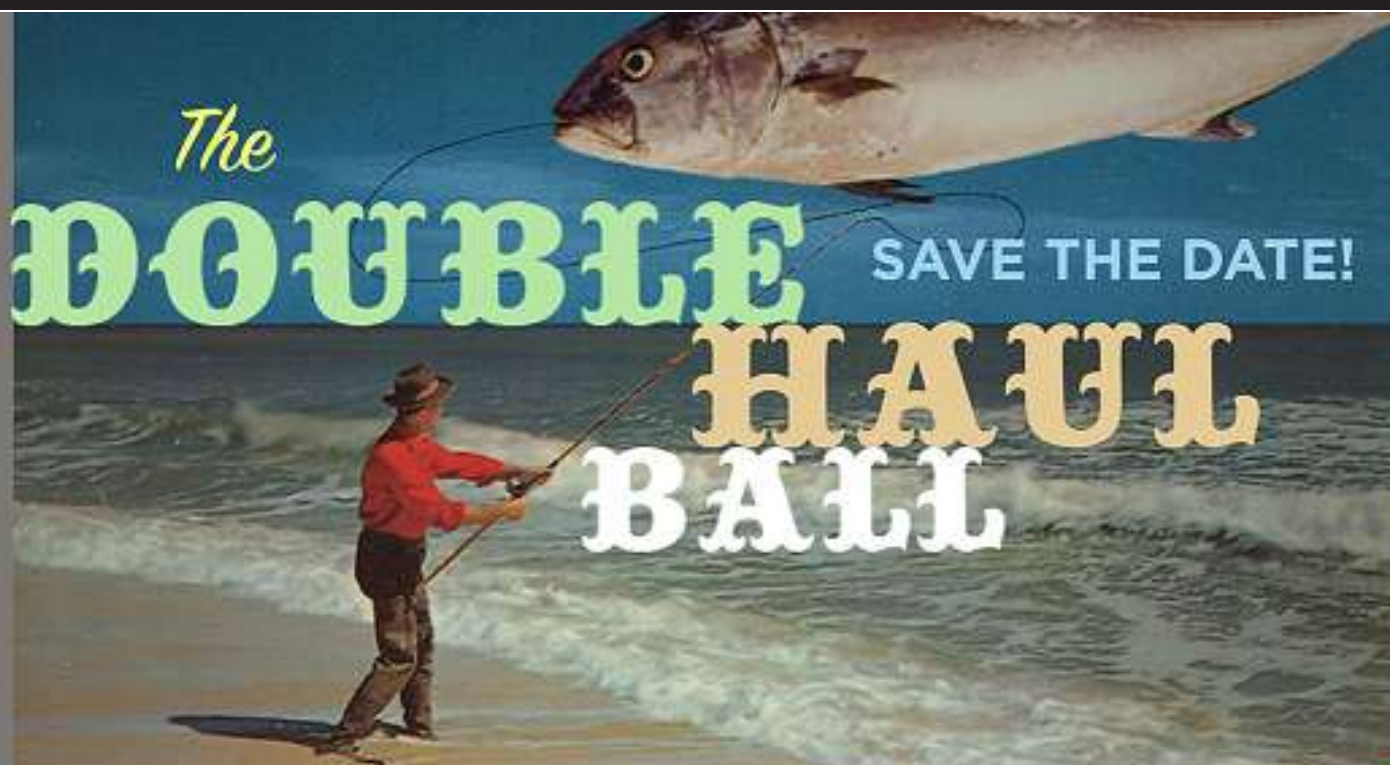


Photos by Craig Porter



Photo by Lew Albright





FLY TYING | FLY CASTING | SEMINARS | GEAR | TUTORIALS

Long Beach Casting Club

SAVE THE DATE: **Saturday, 12/10/22, 9am to 4pm**

for directions please visit: <https://longbeachcastingclub.org/>

CTRL + click to follow link



The Double Haul Ball is an educational all day event designed to promote and teach the basics of saltwater fly fishing.

All proceeds from this event will be donated to Youth Programs: Southwest Council FFI Youth Program & The MayFly Project.



<https://love2flyfishmedia.blgcartel.com/>



THE MAYFLY PROJECT



FLY FISHERS
INTERNATIONAL
Southwest Council

<https://swcffl.org/>

A Love2FlyFish Media | Southwest Council FFI Educational Series

Club Officers

President

Karl Zellner (760) 499-6361 zellnerkm@msn.com

Vice-President

Lloyd Smith (760) 377-3542 lloydsmith.6699@gmail.com

Secretary

Andrew Mitchell (760)-382-9043 crazzymex1@verizon.net

Treasurer

Steve Garrison (760) 608-1566 bestefar@iwvisp.com

1st Director

Rachael Felsen-Richards (760)793-1759
rachelrichards13@yahoo.com

2nd Director

Brian Dutton (760) 793-0367 duttonb@gmail.com

Committee Chairs

Trout in the Classroom (TIC) Coordinator

Brian Pate brian.k.pate@gmail.com

SWCFFI Rep

Craig Porter (760) 608-2316 cporter148@mchsi.com

Outings

Dale Harper (760) 382-4903 harperda20@hotmail.com

Membership

Lloyd Smith (760) 377-3542 lloydsmith.6699@gmail.com

Conservation

Karl Zellner (760) 499-6361 zellnerkm@msn.com

Education

Steve Garrison (760) 608-1566 bestefar@iwvisp.com

"The Flyline" Editor

Don Bowling (760) 375-8204 bowlingdk4@gmail.com

Equipment

Lew Albright (760) 793-5225 lralbright5@gmail.com

Webmaster

Dale Harper (760) 382-4903 harperda20@hotmail.com

Facebook admins.

Jim Hoover (760) 608-9776 Jim.Hoover@mchsi.com

Dave Calvert (760) 793-8026 dave.calvert.ii@gmail.com

Monthly Club Meeting

General membership meetings are held at 7:30pm on the first Tuesday of each month at the Ridgecrest United Methodist Church Fellowship Hall (639 N. Norma St., Ridgecrest, CA). Everyone is welcomed to attend!

Annual Cost for Membership

Individual membership \$35.00

Family membership \$45.00

(residing in same household)

Youth membership \$10.00

One time initiation fee \$10.00

Board of Directors Meeting

The Board of Directors usually meet at 7:00 p.m. on the last Tuesday of each month at the ABFF Clubhouse, 231 Station Street, to transact the business of the club. The board meetings are open to anyone with agenda items to share. To place items on the next meetings agenda, please send items to secretary Andrew Mitchell at (760) 382-9043 or crazzymex1@verizon.net





Check out our Tenkara Rods !!



Rod specs:

Extended length: 12ft (360cm)

Closed size: 20 1/2 Inches (52cm) Including 1/2" cap

Segments: 9

Handle length: 11 inches (23cm)

Weight: 2.7oz (76.5grams)

The Iwana is a classic all-around tenkara rod at a great value. The progressive taper, ultra-light weight, and tip action provides for great battles, even with smaller fish. Quality and strength are by no means compromised, and landing large fish is not unheard of. The original choice of many early tenkara adopters outside of Japan. It packs to a small compact size of 20 1/2 inches, which makes it easy to fit in a day pack. These rods have a beautiful "glossy carbon" finish over a high-quality carbon fiber material.

Other Classic fly rods available

Rods	Description	Reels	Flyline
1	ST Croix 9' 5/6wt 3pc	1	STH WF 10 F/S
2	ST Croix 9' 3wt 2pc	2	Cortland Ltd DT6F
3	ST Croix 9' 8/9wt 2pc	3	Cortland cml DT7F
4	ST Croix 9' 9/10wt 2pc	4	Cortland Rimfly WF6F
5	ST Croix 9' 1/2 7/8wt 2pc	5	Cortland Rimfly DT6F
6	Winston 8' 6" 6wt 3pc	6	Cortland Rimfly DT3F
7	Winston 7' 10" 4wt	7	Cortland Rimfly DT6F
8	Winston 9' 8wt 4pc	8	Cortland Rimfly DT3F
9	Fisher 8' 6" 5/6wt 4pc	9	Cortland Rimfly DT6F
10	Fisher 8' 6" 3/4wt 2pc	10	Medalist WF6 F/S
11	Fisher 9' 6" 7/8wt 2pc	11	Medalist 1495 DT7F
12	Fisher 8' 6" 7wt 2pc	12	Okuma WF9F
13	Fisher 8' 6" 5/6 4pc	13	Okuma WF8F
14	Sage 9' 4wt 4pc	14	Okuma WF8F
15	Sage 9' 7/8wt 2pc	15	Okuma spool DT7F
16	Sage 9' 5wt 2pc	16	Cortland 60 DT4F
17	Sage 9' 6" 9wt 2pc	17	Cortland Ltd 80 WF6 F/S
18	Fenwick 7' 10" 5wt 7pc	18	System one WF6F
19	Fenwick 9' 10wt 2pc	19	Berkley DT2F
20	Fenwick 8' 6" 7-9wt 2pc	20	Cortland WF6F
21	Fenwick 7' 6" 5wt 2pc	21	Cortland II DT6F
22	Fenwick 6' 5/6wt 2pc		
23	Fenwick 9' 9wt 2pc		
24	Fenwick 7' 6" 6wt 2pc		
25	Fenwick 9' 6" 6-8wt 2pc		
26	Fenwick 8' 6" 7wt 2pc		
27	Cortland 8' 5wt 2pc		
28	G.Loomis 8' 3wt 2pc		
29	G.Loomis 9' 4wt 4pc		
30	G.Loomis 9' 4wt 4pc		
31	Cabelal's 9' 6wt 4pc		



To check out any club equipment contact Lew Albright at 760-793-5225 . Let him know when you want to meet him at the club equipment, library and classroom at 231 Station St. Don't forget there is a \$5 fee to check out equipment. If the equipment gets damaged please let Lew know so that it can be repaired or replaced.

Membership Committee: Lloyd Smith

Dues prices remain the same

Individual membership	\$35.00
Family membership (residing in same household)	\$45.00
Youth membership	\$10.00
One time initiation fee	\$10.00

Our membership now stands at 81.

Welcome recent new members --

Keith Cradock

Joe Melendez

Chuck Humphreys

Invite your friends to join !

We currently have 81 members!

Invite your friends to join. Have them fill out the membership form at the end of this newsletter and return it to: Aguabonita Flyfishers, Membership, P.O. Box 2059, Ridgecrest, CA 93556-2059.

SWCFFI Representative: Craig Porter



FLY FISHERS INTERNATIONAL

Fly Fishers International (FFI) is dedicated, through education and conservation, to preserving the fly fishing experience. Conservation of our public waters and connected upland's is essential to our enjoyment, understanding and appreciation of fishes and their habitats and also the health of natural systems.

"When you teach a person to fly fish you have just created a conservationist"

- Lee Wulff

[MORE INFO HERE](#)

CTRL + click to follow link



From the Secretary : Andrew Mitchell

Summary of Board Meeting Minutes - 25 Oct. 2022

The meeting was called to order by President Karl Zellner, at 7:00pm.

Board Members Present: Lloyd Smith, Steve Garrison, Rachel Richards, Andrew Mitchell.

Committee Members Present: Don Bowling, Craig Porter and Dale Harper.

Visitors: None.

Approvals: Meeting Agenda and Secretary's minutes were approved.

Treasurer's Report: Steve Garrison-Statement of financial position was handed out..

Vice President's Report: Lloyd Smith - Attendance at the last General meeting was low.

Calendar:

6 December General meeting: Festival, Craig will make arrangements for the church..

3 January 2023: - 5:30pm-Dinner: Ale's, 7:30pm-Meeting: Guest Speaker, Michael Schweit SWCFFI, Topic: Channel Islands Flyfishing

7 February 2023: 5:30 pm-Dinner: Ale's, 7:30pm-Meeting: Nick Buckmaster, CDFW, Bishop

7 March No general meeting.

4 April, Arrangements for guest speaker are being worked on.

Committee Reports:

Conservation: Karl Zellner-Plans for the Eastern Sierra are afoot. Piute trout in the White Mountains.

Club Equipment: Lew Albright - No Report

Outings: Dale Harper - No report.

Education: Steve Garrison - Class Friday and Saturday, 29/30 October learning how to fly fish, picking fishing rods. Start time is at 9:00am and end at 4pm.

The Flyline Editor Report: Don Bowling - Keep sending articles

Web Master: Dale Harper - No report.

Director's Report: Brian Dutton and Rachael Richards - No report.

TIC: Brian Pate -The owner of the property, where the TIC shed is located, requested we pay rent. Amount and duration of the rent was discussed. A motion was made to pay \$50.00 a month for rent. The motion was second and passed. Craig volunteered to find out the dimensions of the TIC shed and send them to Karl. We need to move the shed by 1 January 2023. Brian Pate has volunteered his property to store the TIC shed. Karl will also check on a mover for the shed.

SWCFFI.ORG: Craig Porter - Fly Fishers International (FFI) will hold virtual workshops on 4/5 November. Double Haul Ball at Long Beach on 10 December.

Membership Chairman: Lloyd Smith- 3 new members, bring the total to 81 members. Renewal letters to be sent out after Thanksgiving.

Facebook: Rachel Richards-No report.

Weekend Fly Tying (Ties and Lies): Saturday 5 November, 9am at the Club House.

Banquet: Dale Harper-Karl checked on the best dates for the banquet - 4 March 2023. Banquet committee members: Karl, Don, Dale and Mitch. The venue is the USO building. Banquet starting time is 5:30pm. Need an estimate for the cost of food.

Old Business:

Nomination Committee: Karl is working on this. The president position is open.

General Meeting Goodies: Dec. 6 - Festival, Jan 3 - ?, Feb 7 - ?, Mar 7 - no meeting, Apr 4 - ?

New Business

School in Bishop has sent out a request for fly fishing equipment.

Nomination Committee: Needed soon, president position is open.

Motion was made to change the time of the Board Meeting to 6:00pm. The motion was not seconded and the motion did not pass.

Meeting was adjourned at 7:51pm. The next Board Meeting will be at 7:00pm on 29 November 2022.

Prepared by Andrew Mitchell, Secretary

Flyline Funnies

Over the years, the Flyline has published a wide variety of flyfishing humor. Just as Krystal Flash adds a little sparkle to your favorite fly pattern, the hope is that “Flyline Funnies” will add a chuckle to your day, and dust off a memory or two. The nuggets of wisdom and humor are all gleaned from back issues of the Flyline. Sit back and enjoy the timeless humor of our sport. **Today’s topic is “A Bad Day Fishing “**


Sept 1989



Mar 1986



Mar 1986



Apr 1986



Note: During the 70's and 80's, printed copies of the Flyline were directly snail-mailed to ABFF members. As many may recall, the paper used at that time was yellow as shown above in the digitized copies taken directly from the monthly Flyline issues as noted in the upper corners of the cartoons.



I WANT YOU FOR PRESIDENT In 2023 NOW !!!

“Uncle Karl” and ABFF want and need your help NOW. We especially need a volunteer to take over as ABFF President, as Karl Zellner's two year term comes to a close. If anyone is willing to be president or has a tip for someone that may be willing, please contact Karl at zellnerkm@msn.com.

Aguabonita Flyfishers Facebook Page - Snapshots



Aguabonita Flyfishers

Private group · 52 members



Joined + Invite



Rachel Felsen-Richards

October 7 at 10:32 AM · 🌐

For anyone looking for a fly fishing class to get their skills to the next level here's the class you've been looking for!

Dear Fly Fishing Friends,

You are invited to visit, use and share a new private Facebook group at

<https://www.facebook.com/groups/429039391645519>.

goldentroutguiding...

Hey y'all! We have 2 spots left for the fall fly fishing clinic. It's going to be awesome! DM if interested



Nov 3th 4th
FLY FISHING CLINIC
Bishop, Ca.

2 Days of Immersive Learning:
Casting Techniques
Entomology 101
Streamers Fishing
Euro Nymphing
Rigging Setups
Reading The Water
Wading Techniques



\$500/person
2 full (7 hour days)
Classroom>River
Hosted by Myself and @sierraflyguy


Nov 5th, 6th



Rachel Felsen-Richards is in Kernville, California.

September 17 at 12:36 PM · 🌐

Fly Gal Weekend! So much great information!



So far, Dave Calvert and Jim Hoover are Admins but they will gladly share the duty. The hope is to provide a forum for both Club members and others to learn and share the joys of fly fishing and potentially expand the Club. Feedback via Rachel and/or the group is invited and encouraged.

Thank you!

Aguabonita Flyfishers Facebook Group now has 52 Members !!!

Click on the link above or contact Dave Calvert, Jim Hoover, or Rachel Felsen Richards for more info.



Squirmy Wormy - Garden Hackle

Every once in a while, the stars align, the moon is right and somewhat random events seem to synchronize. Such is the case with my past and recent experiences with "Squirmy Wormys". As with most "elder" fly fishers and fly tiers, the road to Squirmy Wormys begins with the San Juan worm. My introduction to the San Juan worm was completely consistent with Tom Rosenbauer's characterization of the San Juan worm -- i.e. "Slutty Fly" (See page 4). In my mind's recollection, it seems the San Juan worm, indeed, was born on the San Juan river, as fishermen scuffed along stirring up the residents from the river bottom with ravenous trout following behind gobbling up the tasty morsels. Accordingly, as the story goes, opportunistic, perhaps even "unscrupulous" fishermen were quick to fashion their chenille strands to take advantage of the trout's blind uncontrollable attraction. As an effort to perhaps soothe the conscience of the fly tying purists the moniker "Garden Hackle" was assigned to this category of "dirty flies". Note: The friendly little fellow shown adjacent was used as a dry fly table identification centerpiece for the 2003 ABFF banquet.



GARDEN Hackle

During the ensuing years I always carried a few of the Garden Hackle, "dirty flies" in my flybox (just for "skunk days" prevention). As such, they were never used much, not because they were never required, but because I never developed any proficiency or confidence in their use.

Skip ahead to last year. I was introduced to the new Squirmy Wormy material by my fishing bud Phil Bowen. I immediately thought - not for a San Juan Worm substitute, but a new body material for a soft hackle caddis emerger. I put together a few prototypes, but they are still locked away in my flybox awaiting testing at Hot Creek before release to the general public, (i.e. only if they work) !

This brings us to this month's Flyline and to the alignment of random events involving the Squirmys.

First Event: During November's general ABFF meeting, Luke Kinney from Golden Trout Guiding Company shared his preference for using the pink Squirmy as the point fly in his Euro Rig for nymph fishing on the Lower Owens during the fall and winter months. (See page 3).

Second Event: In this month's "Modifying Flies" podcast excerpt with Tim Cammisa and Tom Rosenbauer" modification of the classic San Juan Worm, using the new Squirmy material was examined. Tim also introduced the ultimate in "dirty flies", - the Strap on Squirmy Wormy, using orthodontic elastics (i.e. bands for braces) as a harness for attaching and reattaching Squirmys to a jig hook. (See page 5).

Yes, the Squirmys and San Juan Worms are being aligned, and Isaac Walton and Thaddeus Norton are rolling in their graves.

Don Bowling

Calendar of Upcoming Events

Dec 2022

"It is impossible to grow weary of a sport that is never the same on any two days of the year."

Theodore Gordon



Sunday	Monday	Tuesday	Wednesday	Thursday	Friday	Saturday
27	28	29	30	1	2	3
4	5	6 Sportsmen Feastival 6pm - 8pm	7 DON'T FORGET!	8	9	10 Double Haul Ball Fly Tying Session 9:00am - Noon
11	12	13	14	15	16 Deadline for Newsletter Inputs	17
18	19	20	21	22	23	24
25	26	27 Board Meeting 7pm	28	29	30	31

FEBRUARY 04. 2023
BISHOP, CALIFORNIA



FLY OR SPIN FOR THE WIN



In the Background: Don Bowling



This is a picture taken during the recent trip to McGee creek as part of the water sampling effort in coordination with Science on the Fly (SOTF) organization (see page 8). The photo was taken and provided by Andrew Mitchell.

What is interesting to me about this picture is that the light sparkling from the water of McGee Creek highlights the sampling apparatus in the hands of ABFF member Lew Albright as he transfers the water sample to the bottle that will be sent to SOTF for processing.

Hopefully, the data can be used to ensure that the waters of McGee Creek and those through out the Sierras and elsewhere will remain sparkling for generations to come.



If anyone would like to participate in this project in 2023 please contact SWCFFI representative Craig Porter cporter148@mchsi.com.

Copyright 2021 All Rights Reserved

The Flyline is published by the:

Aguabonita Flyfishers

P.O. Box 2059

Ridgecrest, California 93556

The Aguabonita Flyfishers are dedicated to the conservation of fisheries, waters, watersheds, and the enhancement of fly fishing with the participation of its membership through educational outreach programs to local schools and the surrounding community, county, state, and national level projects. The Aguabonita Flyfishers are an equal opportunity club without discrimination based on gender, race, nationality, age, religion or sexual orientation.

The Aguabonita Flyfishers is an affiliated club of the Federation of Flyfishers (FFF) and its affiliate, the Southwest Council of the Federation of Flyfishers (SWCFFF). The Aguabonita Flyfishers is also affiliated with California Trout (CalTrout) and Trout Unlimited (TU).

“The Flyline” newsletter and its written content, photos, and graphics are copyrighted by the Aguabonita Flyfishers unless so noted within the body of the newsletter. No part of the “The Flyline” newsletter may be reproduced in part or its entirety or modified by any individual or organization without the express written approval of the Board of Directors of the Aguabonita

Flyfishers; P.O. Box 2059, Ridgecrest, CA 93556.



Date _____

Record Number _____

Aguabonita Flyfishers

P. O. Box 2059, Ridgecrest, CA 93556

The Goals of the Club

- Improve and increase the sport of fly fishing
- Promote and work for the betterment of fishing waters
- Provide assistance to club members to help them become more effective flyfishers and to promote the fellowship of the membership
- Encourage and assist others to become flyfishers and true sportsmen
- Encourage and advocate conservation of fishes, waters, and watershed

MEMBERSHIP APPLICATION

Last Name _____

First Name _____

Street Address _____

City _____

State _____ Zip Code _____

Telephone Number _____

Email Address _____

How would you like to receive the *Flyline* newsletter? ☐ Email ☐ USPS

Would you like a badge (s)? ☐ Yes ☐ No

How would you like your name (s) to appear on badge? _____

What is your spouse's name? _____

What are the names of family associate members? _____

FEES

PAID

One Time Membership Initiation Fee (\$10.00) _____

Annual Individual Member (\$35.00) _____

Annual Family Membership (Single residence) (\$45.00) _____

Annual Youth Only Member (\$10.00) _____

Life Member (\$350.00) _____

Total Due _____

FIRST CLASS

Aguabonita Flyfishers
P.O. Box 2059
Ridgecrest, CA 93556

Aims and Purposes of the Aguabonita Flyfishers:

To improve and increase the sport of fly fishing

To promote and work for the betterment of fishing waters

To provide assistance to club members to help them become more effective fly fishermen and to promote the fellowship of the membership

To encourage and assist others to become fly fishermen and true sportsmen

To encourage and advocate conservation of fisheries, waters, and watersheds

