

Seasons Greetings



Newsletter of the Aguabonita Flyfishers

Est. 1979

Dec 2021

Sportsmen's FEASTIVAL



Join Us

December 7th starting at 6:00 pm

First Presbyterian Church -- 633 W. Las Flores Avenue
Please bring a main dish, and a side dish or a dessert to share with everyone. The club will provide water, soda, and coffee . Please bring your own silverware and plates .
Bring a Friend !

Contents This Issue

Pg 1-2	Sportsmen's Feastival
Pg 3	Around the Bend
Pg 4	Leader's Line
Pg 5	Clubhouse Decorations
Pg 6-9	Fuzzy Wuzzy
Pg 10	Following the Thread
Pg 11	Hot Creek Snow Fall
Pg 12	Rainbows on the Ranch
Pg 13	CFR Thank-you letters
Pg 14	Fly box - Close Up
Pg 15	New Tenkara Rods
Pg 16	Membership / Print
Pg 17-18	ABFF Bd. Mtg Report
Pg 19	Treasurer's Report
Pg 20	Nov. Program Recap
Pg 21	ABFF Facebook Page
Pg 22	Website Archive Page
Pg 23	Flyline Funnies
Pg 24	ABFF Wants You
Pg 25	Officers and Meetings
Pg 26	Editor's Spool
Pg 27	In the Background
Pg 28	Dec Calendar of Events
Pg 29	Membership Application
Pg 30	Cover

Special Reminder

Membership Renewal Letters
have been mailed.
(See page 16)

Invite your friends
to join !

Feastival Photo Album

Since 2008



2008



2009



2010



2011



2014

Please join us for this
year's Feastival and
take a few photo's for
2021's Feastival Photo
Album.



2021

Sportsmen's Feastival



Come and join in the fun, food and festivities at the 13th Annual Sportsmen's Feastival on 6:00 pm on Tuesday, Dec. 7th at the First Presbyterian Church -- 633 W. Las Flores Avenue. Please bring a main dish, and a side dish or a dessert to share with everyone. The club will provide water, soda, and coffee. Please bring your own silverware and plates.

A brief business meeting will commence at 6:00 pm. Nominations and elections for next years officers will be held. Nominees thus far include:

President: Karl Zellner Vice-President: Lloyd Smith

Secretary: Andrew Mitchell Treasurer: Steve Garrison

1st Director: Rachael Richards 2nd Director: Brian Dutton

Meal will be served beginning at 6:30 pm.

COVID-19 protocols (From Steven Garrison, POC for First Presbyterian Church)

This is what we ask of our members and others that use the facilities:

- * Please Wear a Mask. (Of course you have to remove the mask to eat.)
- * We request that persons attending Sunday worship services and other activities on the church grounds please wear a mask and practice social distancing. Disposable masks are available.

Tentative 2021 - 2022 schedule for upcoming general meeting speakers and events

December 7th 2021 - ABFF 13th Annual Feastival

January 4th 2022 - "Fishing Pyramid Lake" - Brad Weich

February 1st 2022 - TBD

March 1st 2022 - TBD

The Leader's Line

President of Aguabonita Fly Fishers: Karl Zellner



I hope you all enjoyed my presentation on “Recent Events Impacting Eastern Sierra Fisheries” at our second in-person meeting in quite a while. It was great to chat outside while enjoying snacks and coffee.

I recently ran into a group of fly fisherman at the Albuquerque airport on my way back from a mineral collecting symposium in Socorro, NM. I was jealous they had fished the San Juan because I have never been there and do not expect to fish again until January. They said they had a great time, so now, fishing the San Juan is on my bucket list.

Please consider volunteering for the secretary, or TIC Coordinator positions. We cannot function as a club without a full board, or support important programs like TIC without a coordinator.

Please invite a prospective member to our meetings and let the board know how we can improve your enjoyment of our club activities.



Holiday Scene: Windows at the Clubhouse.



The Aguabonita Flyfishers Clubhouse front windows have been decorated for the holidays. Stop by and see the artistry. You may have seen the artist, Rocco, hanging around Good Time Grooming facility on Station Street across from our clubhouse. Window painting donated by Craig and Carl Porter.



Snowman with fly fishers hat, fly rod and reel.



Rocco the holiday window artist at work.

The Battleship of your Hopper Fleet



“This fly doesn't get tons of attention from most folks digging through the bins at The Northern Angler [Fly shop in Traverse City, Michigan]. That's probably because it's not loaded up with flash, hackle or big wings. What it does have, is a great profile that sits right in the film for fish to key on. That's probably why it's one of the flies you'll consistently see in our guide's hopper boxes all summer long. Tied all the way up to a size 2 (yes a size 2 !), We are typically tying and fishing the Fuzzy Wuzzy from size 10 to 4 -- The fly catches fish, it is simple as that.” A fly pattern worksheet, step by step instructions and link to the Northern Angler U-tube video are included on the following pages.

Photos by Don Bowling

Fly Pattern Worksheet

Name: Fuzzy Wuzzy

Date: 8/23/2020

Type of Fly: Hopper

Tier: Northern Angler Flyshop

Hook: TMC 5263 Size 10 to 4 (up to 2),
(Mustad 9671 Size 8)*

Traverse City, MI

Thread: Veevus 140 denier Black, (Uni 6-0 Black)*

Abdomen: 2 Layer Foam (Black/Tan) River Creation Stonefly Cutters (#8/#10)

Underwing: Crystal Flash - Pearl

Legs: Sexi Floss, (Silly-Legs)*

Hot Spot: Orange Foam

Post: EP Fibers, (Z-Lon)*





Hackle: Grizzly Saddle

Website:







*Alternate

CTRL + click to follow link

<https://thenorthernangler.com/blogs/fly-tying-tutorials/fuzzy-wuzzy-tutorial>

<p>1 Starting halfway between eye and barb add thread base to bend of hook</p> 	<p>2</p> 
<p>2 Align head sections of foam preforms and tie in at bend of hook with 2 loose wraps and then add tension. Move thread down to shank and in front of tan foam and add 2 more wraps on shank to lock in foam bodies to shank of hook.</p>	<p>3</p> 
<p>3 Add 3 wraps along shank, form tan underbody segment with 3 wraps, stretch black overbody and secure with 3 wraps. Lock in whole body segment 3 tight wraps on shank. Stretching black overbody is important to keep head alignment.</p>	<p>4</p> 
<p>4 Tie in 2 or 3 (doubled & halved) strands of Krystal Flash using 2 wraps in front and 2 wraps behind to help fan out the underwing. If foam slides on shank, add 2 or 3 wraps to help lock it in place.</p>	

Photos and fly by Don Bowling

<p>5 Add deer hair wing. After cutting, combing, & stacking, measure hair before tying it in. Tips should extend just beyond back of foam. Avoid excessive hair in front of tie in point. Trim accordingly. Use 2 loose wraps and then cinch with 2 more. Trim Krystal Flash underwing. Add a few shank wraps.</p>	<p>5</p> 
<p>6 Add rubber legs. Use one leg cut in half twice. Tie in leg quarter on each side at deer hair tie in point. Final trim, if needed, will be done after end of fly assembly. Add orange foam for improved visibility with 2 wraps and then back to the shank for a few more wraps.</p>	<p>6</p> 
<p>7 After laying down a good thread base along the shank add segments in the tan underbody moving as in section 3 above. At mid shank add a segment in black overbody as well. Don't forget to stretch the overbody to maintain alignment.</p>	<p>7</p> 
<p>8 Add parachute post, 2 wraps on top, and a wrap front & back. Apply drop of Zap a Gap to stiffen post and help fill the thread valley in the foam. Wind thread clockwise around post. Cinch well with several wraps around post and body</p>	<p>8</p> 
<p>9 Do a rough trim on the top of the post. Trim off the nose pieces of the body preforms.</p>	<p>9</p> 
<p>10 Tie in a grizzly saddle hackle on side of post facing fly tyer. (Note: camera is on side opposite the tyer.) Hackle provides extra movement, not flotation. Trim hackle fibers near the stem to improve holding ability.</p>	<p>10</p> 

11a Add a 2nd pair of legs using 2 wraps. Then add a few wraps at the shank to tighten everything up. Position the thread before winding the hackle by wrapping it up around the post in a clockwise direction and resting it on the tier's side at the leg tie-in point.

11



11b Next wind the hackle clockwise down the post. Don't start too high. This fly does not need a very tall post. The legs do make things a bit tricky. Next work the thread around the post, pinching the hackle turns between wraps above and below the hackle

11c

Once 2 or 3 hackle wraps have been trapped then move the thread down to the body and then down to the shank. Whip finish to tie off. Trim post. Coat the bottom, thread wraps, leg and hackle tie in points with head cement.



Following the Thread

Table of Characteristics of Common Fly Tying Threads

Thread Brand	Aught Size	Material	Denier	Breaking Strength	Thickness (.000)
UNI Caenis	N/A	mono	20	3 oz	1.7
Gudebrod	10/0	polyester	45	9 oz.	1.0
Euro Thread	12/0	polyester	45	15 oz.	1.3
UNI	17/0	polyester	40	5 oz	2.0
Danville Spiderweb	N/A	mono	30	5 oz	2.0
Roman Moser Power Silk	8/0	gel spun	55	2 lbs. 6 oz.	1.3
WAPSI 50 GSP	N/A	gel spun	50	2 lbs. 5 oz	0.8
UNI Cord	12/0	gel spun	50	2 lbs. 7 oz	0.9
Benecci Ultra Strong	N/A	gel spun	50	2 lbs. 6 oz	1.3
Benecci Ghost	N/A	mono	60	11 oz.	3.0
Gudebrod	10/0	mono	50	2 lbs. 11 oz.	4.0
Gudebrod	8/0	polyester	67	15 oz	1.8
Benecci	8/0	polyester	150	1 lb. 13 oz.	2.2
Benecci	12/0	polyester	70	15 oz.	1.9
Lagartun	N/A	Polyester	74	1 lb.	1.2
Gordon Griffith Shear	14/0	polyester	72	10 oz.	1.8
Gudebrod	GXI	gel spun	70	5 lbs. 9 oz.	1.0
Danville	6/0	nylon	70	11 oz.	1.5
UNI	8/0	polyester	72	15 oz.	2.0
WAPSI UTC 70	N/A	nylon	70	13 oz.	1.1
Lagartun	N/A	Polyester	95	1 lbs. 1 oz.	1.4
Gordon Griffith Wisp	8/0	polyester	108	15 oz.	2.2
Gudebrod	6/0	polyester	143	1 lb. 15 oz.	2.3
Benecci	10/0	polyester	120	1 lb. 6 oz	2.0
Danville Monocord	3/0	polyester	116	1 lb. 10 oz	2.6
UNI	6/0	nylon	130	1 lb. 13 oz.	2.9
WAPSI UTC 140	N/A	nylon	140	2 lbs. 12 oz.	1.6

Thread Sizing	Aught	Approx Denier
1/0		600D
3/0		180D
6/0		100D
8/0		70D
10/0		60D
12/0		50D
18/0		30D

Denier. Denier (/'dɛniər/) or den (abbreviated D), a unit of measure for the linear mass density of fibers, is the mass in grams per 9000 meters of the fiber. The denier is based on a natural reference: a single strand of silk is approximately one denier; a 9000-meter strand of silk weighs about one gram.

Comprehensive Thread Comparison Chart

CTRL + click to follow link

<https://www.jsflyfishing.com/blog/wp-content/uploads/2014/06/thread-comparison-chart-for-blog.pdf>



Snow Falls at the Kiosk



Photos at Kiosk and
Hot Creek Ranch taken
by Lew Albright and
Craig Porter

Hot Creek Ranch October Rainbows



One of Craig's prizes.



Lew's prize fish - nice color, a big fellow.

Casting For Recovery *Southern California*

CFR retreat in Wonder Valley, Sanger, CA October 2021



Thank-you letters to Oscar Felsen

Oct. 23, 2021

Dear Oscar,

We had our 2nd retreat last weekend in Wonder Valley, Sanger. The group was especially connected and also very excited to learn to fly fish! Your flies were graciously accepted with glee! Our participants were especially grateful for your hard work! Thank you so much!

Carol & Teresa

Fly Tiers -

Thank you for the flies to help me begin my fly fishing journey! Your kindness is so appreciated! Thank you for being a part of such a memorable weekend!

Kim

Fund Raiser Flybox

A Closeup Look

Donated by: Don Heyden (Current ABFF member)
Available at 13th Annual ABFF December Festival
(just in time for Christmas gifting.)





Equipment Checkout

Club Equipment: Lew Albright

New Tenkara Rods have arrived !!!

 **Tenkara**USA®




Rod specs:

Extended length: 12ft (360cm)
Closed size: 20 1/2 inches (52cm) Including 1/2" cap
Segments: 9
Handle length: 11 inches (23cm)
Weight: 2.7oz (76.5grams)

The Iwana is a classic all-around tenkara rod at a great value. The progressive taper, ultra-light weight, and tip action provides for great battles, even with smaller fish. Quality and strength are by no means compromised, and landing large fish is not unheard of. The original choice of many early tenkara adopters outside of Japan. It packs to a small compact size of 20 1/2 inches, which makes it easy to fit in a day pack. These rods have a beautiful "glossy carbon" finish over a high-quality carbon fiber material.

Other Classic fly rods available

Rods	Description	Reels	Flyline
1	ST Croix 9' 5/6wt 3pc	1	STH WF 10 F/S
2	ST Croix 9' 3wt 2pc	2	Cortland Ltd DT6F
3	ST Croix 9' 8/9wt 2pc	3	Cortland cml DT7F
4	ST Croix 9' 9/10wt 2pc	4	Cortland Rimfly WF6F
5	ST Croix 9' 1/2 7/8wt 2pc	5	Cortland Rimfly DT6F
6	Winston 8' 6" 6wt 3pc	6	Cortland Rimfly DT3F
7	Winston 7' 10" 4wt	7	Cortland Rimfly DT6F
8	Winston 9' 8wt 4pc	8	Cortland Rimfly DT3F
9	Fisher 8' 6" 5/6wt 4pc	9	Cortland Rimfly DT6F
10	Fisher 8' 6" 3/4wt 2pc	10	Medalist WF6 F/S
11	Fisher 9' 6" 7/8wt 2pc	11	Medalist 1495 DT7F
12	Fisher 8' 6" 7wt 2pc	12	Okuma WF9F
13	Fisher 8' 6" 5/6 4pc	13	Okuma WF8F
14	Sage 9' 4wt 4pc	14	Okuma WF8F
15	Sage 9' 7/8wt 2pc	15	Okuma spool DT7F
16	Sage 9' 5wt 2pc	16	Cortland 60 DT4F
17	Sage 9' 6" 9wt 2pc	17	Cortland Ltd 80 WF6 F/S
18	Fenwick 7' 10" 5wt 7pc	18	System one WF6F
19	Fenwick 9' 10wt 2pc	19	Berkley DT2F
20	Fenwick 8' 6" 7-9wt 2pc	20	Cortland WF6F
21	Fenwick 7' 6" 5wt 2pc	21	Cortland ii DT6F
22	Fenwick 6' 5/6wt 2pc		
23	Fenwick 9' 9wt 2pc		
24	Fenwick 7' 6" 6wt 2pc		
25	Fenwick 9' 6" 6-8wt 2pc		
26	Fenwick 8' 6" 7wt 2pc		
27	Cortland 8' 5wt 2pc		
28	G.Loomis 8' 3wt 2pc		
29	G.Loomis 9' 4wt 4pc		
30	G.Loomis 9' 4wt 4pc		
31	Cabelaf's 9' 6wt 4pc		

To check out any club equipment contact Lew Albright at 760-793-5225 . Let him know when you want to meet him at the club equipment, library and classroom at 231 Station St. Don't forget there is a \$5 fee to check out equipment. If the equipment gets damaged please let Lew know so that it can be repaired or replaced.

Membership Committee: Lloyd Smith

Heads Up !!! Membership Renewal Letters have been mailed

Dues remain the same.

Individual membership	\$35.00
Family membership (residing in same household)	\$45.00
Youth membership	\$10.00
One time initiation fee	\$10.00

Without a banquet in 2021 dues have been our only source of income this past year. Your renewal will allow us to continue into 2022 with some exciting programs and events.

Please remember to check the membership data at the bottom of the letter to insure data ~~accuracy~~ accuracy and return it with your dues.

Invite your friends to join. Have them fill out the membership form on page 29 and return to: Aguabonita Flyfishers, Membership, P.O. Box 2059, Ridgecrest, CA 93556-2059.

Fund Raiser Item : Framed 1904 Golden Trout painting of a Soda Creek Golden Trout, *Salmo whitei* (Evermann) by artist Charles Bradford Hudson



Note: Print is conservation framed.
(Acid free matting board, UV filtering glass, etc.)

Framed print is on display at the clubhouse (231 Station Street). Stop by during the fly tying session on first Saturday following first Tuesday's general meeting from 9 am to noon to take a look ! Contact Dave Calvert for more info.

(760) 793-802
dave.calvert.ii@gmail.com

Donated by : Gary Davis , Framing by Paula Walke

Aguabonita Flyfishers Board Minutes 26 October 2021

The Meeting was called to order by President Karl Zellner, at 7:00 PM

Board Members Present: Karl Zellner, Steve Garrison, Dave Calvert

Committee Members Present: Dale Harper, Lloyd Smith, Don Bowling, Brian Dutton

Visitors Present: None

Approval of Agenda: Approved meeting agenda.

Secretary's Report: Approved Secretary's report.

Vice Presidents Report: Justin Byrne – Not present. Do we have a program this month? Karl emailed and then called Justin. Also emailed Rachel, but haven't been able to get a hold of anyone. Karl started working with Craig Porter to get someone from the pool of SWC speakers for lined up for the future.

Treasurer's Report: Steve Garrison – Presented balances.

Flyline Editor: Don – none

Committee Reports:

Education: Steve Garrison & Lew Albright – Maybe we could have a class with Tenkara flies.

TIC: Need a new TIC coordinator – Nothing new right now.

Conservation: Karl Zellner – Not much going on, but there is something in Mono county where LA is supposed to manage the water better. Karl can send something to Don for the newsletter.

Club Equipment: Lew Albright – Nothing new. Its been about 2 months since we got our new Tenkara rods.

Outings: Dale Harper – Lew talked to Pat Jaeger about his Tenkara class. Class is expected in January or February.

Library: Vacant – none

Membership Chairman: Lloyd Smith – Nothing new. Will send out renewals just before Thanksgiving.

Club Website: Dale Harper – Nothing new.

Youth: Vacant – None

Weekend Fly Tying (Ties and Lies): Weekend after the Nov. general meeting.

Directors: Brad Weich and Brian Dutton – None

SWC FFI Report: Craig Porter – none

Banquet: Vacant –

Aguabonita Flyfishers Board Minutes 26 October 2021 (cont')

Old Business:

Golden Trout Artwork:

Dave is selling tickets and keeping a record online. We should raffle off the artwork at the Feastival.

Club Officers:

We need a Vice President, Board Director, and Secretary. Brad's tenure is up as a Board Director, but he is still the past president. Karl will work with Craig Porter for now on speakers.

Old Action Items:

New business: Future Speakers:

Several people could team up to get speakers. Perhaps a good task for the Directors to lead. Next week Karl will do a presentation on Mammoth and Mono area conservation, including the proposed Hot Creek gold mine. Don is thinking of giving a talk in the future on recent advancements in technology in fly fishing.

December Feastival:

The Feastival will be on December 7 at the Presbyterian church on Las Flores. **We'll be changing venues due to the food restrictions right now at the Methodist church for COVID.** Setup will begin at 5:30 with everyone invited to show up **at 6. We'll begin eating at 6:30. The club will provide water, soda, and coffee** (Dale is getting the water and coffee). The member list will be broken into 3 parts to bring main dishes, side dishes, and desserts. Members will also be **asked to bring their own silverware and plates (cups too?). Finally, we'll have elections.**

New Action Items:

Summary of Motions Passed:

Moved, seconded, and passed meeting agenda.

Moved, seconded, and passed secretary's report.

General Meeting Snacks:

November: Brian (Outside)

December: Feastival (Presbyterian Church)

The meeting adjourned at 8:05 PM. The next Board meeting will be on Tuesday, 30 November at the club house.

Prepared by Dave Calvert (Secretary)

AGUABONITA FLYFISHERS

2021 ACTUAL INCOME AND EXPENSES

CASH ON HAND JANUARY 1, 2021				13,474.67
INCOME				3,706.00
January	Dues	405.00	625.00	
	Donations	220.00		
February	Dues	750.00	955.00	
	Donations	205.00		
March	Dues	490.00	490.00	
April	Raffle cards	140.00	140.00	
May	Raffle cards	150.00	150.00	
June	Materials/rods	219.00	299.00	
	Raffle cards	80.00		
July/August	Raffle cards	150.00	150.00	
September	Donation	300.00	300.00	
October	Materials/rod rent	42.00	42.00	
November	Donations	95.00	555.00	
	Dues ()	460.00		
EXPENDITURES				5,308.12
January	USPS Box	118.00	362.00	
	Postage	44.00		
	Program	200.00		
February	FFI Dues	253.00	253.00	
March	Program	350.00	2,150.00	
	Rent Club House	1,800.00		
April	Program	280.00	280.00	
May	Program	300.00	300.00	
June	Program	300.00	817.12	
	Flowers	67.12		
	Insurance	450.00		
July/August	Tenkara rods	406.00	406.00	
September	Program	300.00	740.00	
	Donation Cfr rods	440.00		
October		-		
November				
CURRENT BALANCE AVAILABLE		November 30, 2021		11,872.55

Prepared by Steven Garrison (Treasurer)

November Presentation Recap: Karl Zellner

“Recent Events Impacting Eastern Sierra Fisheries”

Hot Creek Ranch

Gold Mine Drill Sites

Kore Mining Ltd. Receives Approval from USFS for Drilling

<https://www.koremining.com/news/2021/10/12/kore-mining-receives-approval-from-usfs-for-long-valley-drill-program>

CTRL + click to follow link

Second Disease Outbreak Strikes Hot Creek Trout Hatchery

<https://wildlife.ca.gov/News/second-disease-outbreak-strikes-hot-creek-trout-hatchery-vaccinations-underway-for-uninfected-fish#>

CTRL + click to follow link

California State Water Resources Control Board Issues Order [https://](https://www.monolake.org/today/state-water-board-launches-new-era-of-stream-restoration-at-mono-lake/)

www.monolake.org/today/state-water-board-launches-new-era-of-stream-restoration-at-mono-lake/

CTRL + click to follow link

The order requires delivery of sophisticated instream water flows to Rush and Lee Vining creeks that mimic natural patterns of Sierra snowmelt to reactivate the processes that will shape and sustain the streams.

Aguabonita Flyfishers Facebook Page - Snapshots

Facebook Admins: Dave Calvert, Jim Hoover



Aguabonita Flyfishers

Private group · 48 members



+ Invite



Aguabonita Flyfishers Facebook Group now has 48 Members !!!

To join the group click on the link or contact Dave Calvert, Jim Hoover, or Karl Zellner for more info.

Dear Fly Fishing Friends,
You are invited to visit, use and share a new private Facebook group at
<https://www.facebook.com/groups/429039391645519>.

CTRL + click to follow link

Aguabonita Flyfishers Website

Website manager: Dale Harper

Check out the Flyline Newsletter Archive



2016	2015	2014	2013	2012	2011	2010	2009
<u>JANUARY</u>	<u>JANUARY</u>	<u>JANUARY</u>	JANUARY	JANUARY	JANUARY	JANUARY	JANUARY
<u>FEBRUARY</u>	<u>FEBRUARY</u>	<u>FEBRUARY</u>	FEBRUARY	FEBRUARY	FEBRUARY	FEBRUARY	FEBRUARY
<u>MARCH</u>	<u>MARCH</u>	<u>MARCH</u>	MARCH	MARCH	MARCH	MARCH	MARCH
<u>APRIL</u>	<u>APRIL</u>	<u>APRIL</u>	APRIL	APRIL	APRIL	APRIL	APRIL
<u>MAY</u>	<u>MAY</u>	<u>MAY</u>	MAY	MAY	MAY	MAY	MAY

<https://www.aguabonitaflyfishers.org/newsletter-archive>

CTRL + click to follow link

Flyline Funnies



Over the years, the Flyline has published a wide variety of flyfishing humor. Just as Krystal Flash adds a little sparkle to your favorite fly pattern, the hope is that “Flyline Funnies” will add a chuckle to your day, and dust off a memory or two. The nuggets of wisdom and humor are all gleaned from back issues of the Flyline. Sit back and enjoy the timeless humor of our sport. **Today’s topic is “ Words of Wisdom ”**

Note: Taken from Dec 2007 Flyline Words of Wisdom Gathered by Ron Newman, from the Kaweah Flyfishers Newsletter, From the FFF Clubwire

Flies do not make very good earrings, particularly if you have never had your ears pierced.

De-barb your fly before trying it on as an earring or catching a fish you intend to release.

Like hatches, most things in life occur in cycles. If you know the cycles you will be successful.

If you will need something while fly fishing, then don't keep it in your fishing vest.

If what you are trying isn't working, then try something else.

Life is more than a can of worms but is less than a Royal Coachman.



If you consider the landing of a fish as a 'bonus', then you will always enjoy fishing.

Trout have shown me that you can get into trouble by opening your mouth.

Removing the barb doesn't decrease your effectiveness

Don't plan your evening meal around fish that you haven't yet caught.

Even beautiful things sometimes have a barbed hook.

Never criticize anything prepared by the camp cook unless you are willing and able to take over his job.



I WANT YOU FOR ABFF NOW !!!

“Uncle Karl” and ABFF want and need your help NOW. Please consider getting involved to help ABFF regain it’s footing after Covid and carry on our vital missions. Check out the activities below by contacting the committee chairmen listed on page 25.

Trout in the Classroom

Outings

Conservation

“The Flyline”

Webmaster

SWCFFI

Membership

Education

Equipment

Facebook admins.

Club Officers

President

Karl Zellner (760) 499-6361

zellnerkm@msn.com

Vice-President

Justin Byrne (760) 301-2594

masonryblood@gmail.com

Secretary

Dave Calvert (760) 793-8026

dave.calvert.ii@gmail.com

Treasurer

Steve Garrison (760) 608-1566

bestefar@iwvisp.com

1st Director

Brad Weich (760) 608-3708

bweich@mchsi.com

2nd Director

Brian Dutton (760) 793-0367

duttonb@gmail.com

Committee Chairs

Trout in the Classroom (TIC) Coordinator

Brian Pate

brian.k.pate@gmail.com

SWCFFI Rep

Craig Porter (760) 608-2316

cporter148@mchsi.com

Outings

Dale Harper (760) 382-4903

harperda20@hotmail.com

Membership

Lloyd Smith (760) 377-3542

lloyd.smith@hughes.net

Conservation

Karl Zellner (760) 499-6361

zellnerkm@msn.com

Education

Steve Garrison (760) 608-1566

bestefar@iwvisp.com

"The Flyline" Editor

Don Bowling (760) 375-8204

bowlingdk4@gmail.com

Equipment

Lew Albright (760) 793-5225

lralbright5@gmail.com

Webmaster

Dale Harper (760) 382-4903

harperda20@hotmail.com

Facebook admins.

Jim Hoover (760) 608-9776

Jim.Hoover@mchsi.com

Dave Calvert (760) 793-8026

dave.calvert.ii@gmail.com

Monthly Club Meeting

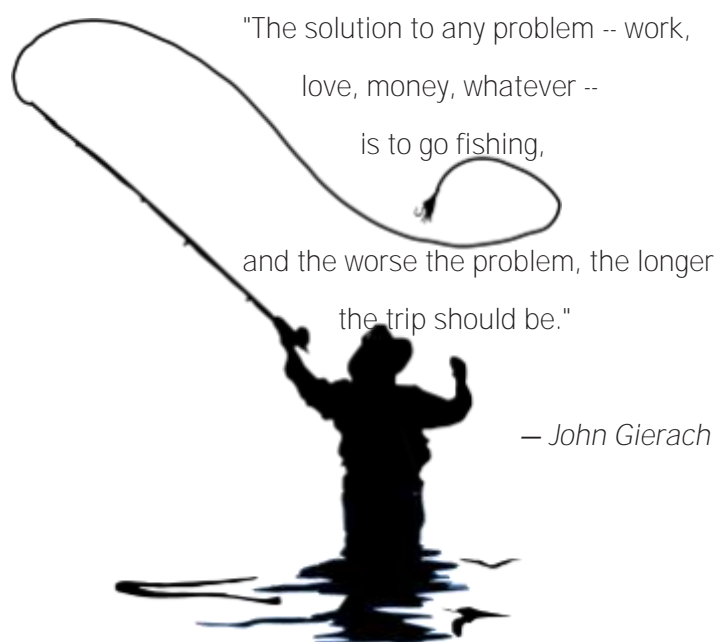
General membership meetings are held at 7:30pm on the first Tuesday of each month at the Ridgecrest United Methodist Church Fellowship Hall (639 N. Norma St., Ridgecrest, CA). Everyone is welcomed to attend!

Annual Cost for Membership

Individual membership	\$35.00
Family membership (residing in same household)	\$45.00
Youth membership	\$10.00
One time initiation fee	\$10.00

Board of Directors Meeting

The Board of Directors usually meet at 7:00 p.m. on the last Tuesday of each month to transact the business of the club. The board meetings are open to anyone with agenda items to share. To place items on the next meetings agenda, please send items to secretary Dave Calvert at (760) 793-8026 or dave.calvert.ii@gmail.com





Flyline Cover Potpourri

The Aguabonita Fly Fishers are about to celebrate the thirteenth annual Sportsmen's (and women's) Feastival. The original intent of the "Feastival" was to combine a "Feast" of Outdoor Sports related culinary faire with the fun and the good times of a gathering with friends at a holiday "Festival". The cover of this month's Flyline continues this merging tradition by combining several examples of the outstanding graphics created by previous Flyline Editor Neal Barry. Neal's Flyline banner features St. Nick with fly rod in hand guiding his drift boat sleigh pulled through the sky by his team of "rein-bows" led by non-other than the most famous rein-bow of all, *Oncorhynchus aguabonita rudolphus*. The cover photo is the combination of Neal's Sportsmen's Feastval headline that

previously was supported by a collection of fork columns (Dec 2016 Flyline Cover). The sumptuous meal on this month's cover was originally on the cover of Dec 2014 Flyline. I would encourage everyone to take another look at Neal Barry's Flyline handiwork by clicking on the following link to the Flyline Archive on the Aguabonita Flyfisher's website .

<https://www.aguabonitaflyfishers.org/newsletter-archive>

CTRL + click to follow link



Answer to question posed in last month's Flyline - In the Background.

Final question: What fly is in the vise apparently being roasted like a marshmallow? Answer next month.

Hint to the answer.

See pages 6 - 9 this issue.



“Uncle Karl” and ABFF want and need your help NOW. Please consider getting involved to help ABFF regain it’s footing after Covid and carry on our proud traditions and vital missions.

Aims and Purposes of the Aguabonita Flyfishers:

To improve and increase the sport of fly fishing

To promote and work for the betterment of fishing waters

To provide assistance to club members to help them become more effective fly fishermen and to promote the fellowship of the membership

To encourage and assist others to become fly fishermen and true sportsmen

To encourage and advocate conservation of fisheries, waters, and watersheds

Copyright 2021 All Rights Reserved

The Flyline is published by the:

Aguabonita Flyfishers

P.O. Box 2059

Ridgecrest, California 93556

The Aguabonita Flyfishers are dedicated to the conservation of fisheries, waters, watersheds, and the enhancement of fly fishing with the participation of its membership through educational outreach programs to local schools and the surrounding community, county, state, and national level projects. The Aguabonita Flyfishers are an equal opportunity club without discrimination based on gender, race, nationality, age, religion or sexual orientation.

The Aguabonita Flyfishers is an affiliated club of the Federation of Flyfishers (FFF) and its affiliate, the Southwest Council of the Federation of Flyfishers (SWCFFF). The Aguabonita Flyfishers is also affiliated with California Trout (CalTrout) and Trout Unlimited (TU).

“The Flyline” newsletter and its written content, photos, and graphics are copyrighted by the Aguabonita Flyfishers unless so noted within the body of the newsletter. No part of the “The Flyline” newsletter may be reproduced in part or its entirety or modified by any individual or organization without the express written approval of the Board of Directors of the Aguabonita Flyfishers; P.O. Box 2059, Ridgecrest, CA 93556.

Calendar of Upcoming Events:


December 2021



Sunday	Monday	Tuesday	Wednesday	Thursday	Friday	Saturday
			1	2	3	4
5	6	7 Monthly Club Meeting 6:00 pm - 9:30pm	8	9	10	11 Fly Tying Session 9:00am - Noon
12	13	14	15	16	17 Deadline for Newsletter Inputs	18
19	20	21	22	23	24 Christmas Eve	25 Christmas Day
26	27	28 Board Meeting 7pm - (Zoom)	29	30	31	

Southwest Council Fly Fishers International - The Southwest Council of Fly Fishers International is a 57-year old international non-profit organization dedicated to the betterment of the sport of fly fishing through conservation, education and fellowship.

<https://southwestcouncilffl.org/>



Trout Unlimited - Since 1959, Trout Unlimited has worked to conserve, protect, and restore North America's cold water fisheries and their watersheds. We have protected more than 10,000 river miles nationwide and pioneered new scientific, legal and legislative tools to make America's rivers cleaner and healthier.

<https://www.tu.org/>



Date _____

Record Number _____

Aguabonita Flyfishers

P. O. Box 2059, Ridgecrest, CA 93556

The Goals of the Club

- Improve and increase the sport of fly fishing
- Promote and work for the betterment of fishing waters
- Provide assistance to club members to help them become more effective flyfishers and to promote the fellowship of the membership
- Encourage and assist others to become flyfishers and true sportsmen
- Encourage and advocate conservation of fishes, waters, and watershed

MEMBERSHIP APPLICATION

Last Name _____

First Name _____

Street Address _____

City _____

State _____ Zip Code _____

Telephone Number _____

Email Address _____

How would you like to receive the *Flyline* newsletter? ☐ Email ☐ USPS

Would you like a badge (s)? ☐ Yes ☐ No

How would you like your name (s) to appear on badge? _____

What is your spouse's name? _____

What are the names of family associate members? _____

FEES

PAID

One Time Membership Initiation Fee (\$10.00) _____

Annual Individual Member (\$35.00) _____

Annual Family Membership (Single residence) (\$45.00) _____

Annual Youth Only Member (\$10.00) _____

Life Member (\$350.00) _____

Total Due _____

FIRST CLASS

Aguabonita Flyfishers
P.O. Box 2059
Ridgecrest, CA 93556

Aims and Purposes of the Aguabonita Flyfishers:

To improve and increase the sport of fly fishing

To promote and work for the betterment of fishing waters

To provide assistance to club members to help them become more effective fly fishermen and to promote the fellowship of the membership

To encourage and assist others to become fly fishermen and true sportsmen

To encourage and advocate conservation of fisheries, waters, and watersheds

